



MODEL:
GX-9000

MODEL:
GX-9000H

Portable Multi Gas Detector
MODEL:

GX-9000 SERIES

Detects up to different gas types simultaneously.

A single unit suitable for all kinds of marine/onshore/underground work situations. Innovative new gas detector

- Detects up to six different gas types simultaneously (HC/CH₄/H₂, O₂, CO, H₂S, CO₂, NH₃, VOCs, etc.
- Features a wide range of handy functions, including multilingual display and a combustible gas conversion function.
- Bluetooth® equipped! Easy data management via smartphone

(option)

- Up to three-year sensor warranty
- Passes 1.5 m drop testing

Portable Multi Gas
Detector MODEL:

GX-9000 SERIES



General-purpose type for measuring
up to six different gas types
Model: GX-9000



Model: GX-9000H

High concentration H2S type for
measuring up to four different gas types

Allows switching between high
concentration H2S and other
sensors to avoid poisoning of other
sensors by high concentration H2S.


LEDs on left and right light up to indicate selected
mode at a glance. (High concentration H2S
measurement mode shown selected in example)

Low concentration H2S/other
gas measurement mode
and high concentration H2S
measurement mode Easily
selected using buttons



Next-generation high-performance
sensor Features “R Sensors”
and “F Sensors”

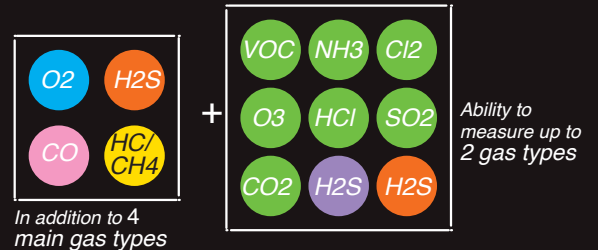
Next-generation high-performance sensor offering
smaller size and significantly better performance
and durability than previous sensors



Up to 6 simultaneous
target gases

Greater number of gases with
a single unit

Allows simultaneous detection of multiple gases
using a single-unit instead of requiring multiple
gas detectors and detector tubes.



Over 1000 Sensor Combinations

Optimum solutions to suit
customers' needs

Single unit measures up to six different gas types
and detects CO₂ and a broad range of toxic gases,
including VOC and NH₃. Ideal gas detector for

3 Year Sensor Warranty

Longer warranty for peace of mind

Utilizes R/F Sensor for outstanding long-term
stability. Up to three-year sensor warranty*. Allows
use with peace of mind.

* NH₃ sensor: two years; O₂/VOC sensor: one year


[Handy features for ease of use]

Choice of 16 different language displays

English		Mandarin	Russian
Cantonese	German	(Simplified	Slovak
(Traditional	Italian	Chinese)	Spanish
Chinese)	Japanese	Polish	Turkish
	Korean	Portuguese	Vietnamese

USB Type-C charging and data transfer

Uses USB Type-C cable for both charging and PC interface. Recorded measurement data can be uploaded to PC software (sold



Combustible gas conversion function (when new ceramic type sensor is installed)

Models that include combustible gas among their detection target gases can be used to directly read off up to 27 different types of combustible gas.

Gas name	Dis-play	Conversion from i-G 10 models	Conversion from Ckt models	Gas name	Dis-play	Conversion from i-G 10 models	Conversion from Ckt models	Gas name	Dis-play	Conversion from i-G 10 models	Conversion from Ckt models
Methane	4	x	-	Acetone	3 6O	□	□				
Isobutane	4 10	-	□	Propane	3 8	x	□	Ethyl acetate	9 20	□	□
Hydrogen	2	□	□	Butadiene	4 6	□	□			□	□
Methanol	3	□	□	Cyclopentane	5 10	□	□			□	□
Acetylene	2 2	□	□	Benzene	6 6	□	□	Methyl methacrylate MMA		□	□
Ethylene	2 4	□	□	n-hexane	6 14	□	□	Dimethyl ether		□	□
Ethane	2 6	x	□	Toluene	7 8	□	□	Methyl isobutyl ketone		□	□
Ethanol	2 5	□	□	Heptane	7 16	□	□	Tetrahydrofuran		□	□
Propylene	3 6	□	□	Xylene	8 10	□	□	n-pentane	5 12	□	□

Alarm setpoint setting function

Use the setup program to change/ edit settings. Supports management and operation in accordance with the customer's

Confirmation beep function

Indicates that the gas detector is functioning normally. The buzzer sounds at preset intervals while measurement is underway.

Calibration notification function

Indicates the number of days until recommended regular maintenance when the power is turned on. Reminds the user to perform maintenance to

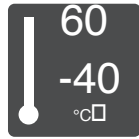
[Outstanding durability for greater peace of]



1.5 m
Drop testing



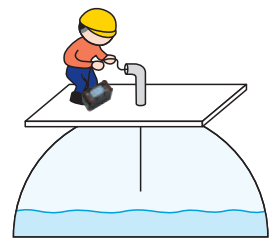
Protection level
IP66/68



Operating temperature range
-40 – +60 °C
(temporary use)

[Suitable for use even with large tanks! Features high-]

Includes a high-power pump allowing use even for large tanks. Capable of aspirating and assessing gases from up to 45 m away using the optional sampling



[Bluetooth® equipped! Easy data management via]

Can communicate with smartphones and tablets via Bluetooth. The dedicated RK Link app can be used to store and email measurement results and easily manage data. A function also allows automated email generation to registered addresses when an alarm occurs to share details of emergencies remotely and in real time.

*Specify whether you require Bluetooth capability at the time of purchase.

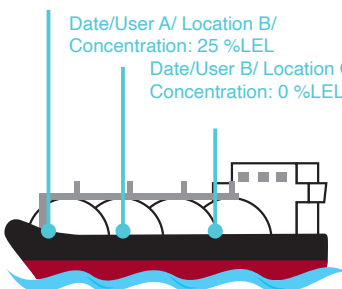
Snap log button

Use the snap log button to save time/date/user/ location/ readings.

Date/User A/ Location A/
Concentration: 50 %LEL


Date/User A/ Location B/
Concentration: 25 %LEL

Date/User B/ Location C/
Concentration: 0 %LEL



Bluetooth and Bluetooth registered trademarks of Bluetooth SIG, Inc. and used by Riken Keiki under

The 'RK Link' app can be downloaded from Google Play or Apple Store free of charge!



iOS version shown here

[Accessories]

Tubes/belts


Gas sampling rod
Part No.: 0904 0275 00

Gas sampling tube
(Gas sampling tube length: approx. 75 cm)
Part No.: 0914 0135 30

Shoulder strap
Part No.: 4777 4592 10



Appearance with accessories attached



For measurements in specific locations within

Batteries and other accessories

AC adapter
Part No.: 2594 1342 30
*Included with rechargeable battery models (converter plug (Type C) bundled with ATEX/ IECEx models)



AA alkaline battery x6
Part No. (x1): 2753 3007 80
*Included with dry battery models



Fresh air adjustment filters



Filter cylinder retaining belt for shoulder strap
Allows fresh air adjustment filter to be attached to shoulder strap.
Part No.: 4777 4572 20



*The particular type and whether or not the fresh air adjustment filter and filter cylinder retaining belt are included vary depending on the

[Optional accessories]

Sampling tube with float

Gas can be separated from water and detected by a waterproof filter inside the float. Ideal for locations where water is present at the detection

Tube length: 8 m
Part No.: 4384 0430
Tube length: 30 m
Part No.: 4775 9678
Tube length: 45 m
Part No.: 4777 9567



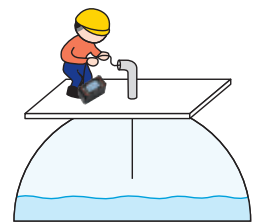
Ensures safety before gas elimination and tank

For measurements

Sampling tube with weight

The tube end is weighted to make it easier to lower. Ideal for use in narrow pipes and other confined

• Requires use with absorbent cotton filter and connecting tube (except for models with ESF/PIF sensor installed).
Tube length: 30 m
Part No.: 4775 9679
Tube length: 45 m
Part No.: 4777 9465



Measuring gas concentrations inside cargo

For measurements

Batteries

Dry battery unit/AA alkaline batteries

Inserting batteries allows instant use in emergencies.
Dry battery unit
Part No.: 4777 0270
AA alkaline batteries
Part No.: 2753 3007



Lithium ion battery unit/AC adapter

The battery unit can be recharged and used repeatedly. The AC adapter uses a USB Type-C
Lithium ion battery unit
Part No.: 4777 0260
AC adapter
Part No.: 2594 1342



Filter

Water trap

Connects between the sampling tube and gas detector to keep water out.

Part No.: 0904 0186 20




Absorbent cotton filter/Connecting tube

Tube connected to waterproof filter and gas detector

• Do not use if an ESF/PIF sensor is installed.

Absorbent cotton filter
Part No.: 4383 0850 00
Connecting tube
Part No.: 4775 9617
Absorbent cotton (replacement)
Part No.: 1879 0011



Dilutes gas aspirated with air at a 1:1 ratio to allow use of new ceramic sensors with inert gases, gases ceramic sensors typically cannot detect.

• Due to explosion hazards, avoid use with highly concentrated combustible gases.

Part No.: 4775 9617



Case/holder

Leather case

Protects the product against dirt. Used to attach shoulder strap, waist belt, and absorbent
Part No.: 4777 4593 80




Waist belt and waist belt attachment

Allow a gas detector to be worn close to the body. * We recommend using in conjunction with the shoulder strap to prevent the gas detector dropping.
Waist belt
Part No.: 4775 5653
Waist belt attachment
Part No.: 4775 9853



Filter cylinder retaining belt

Attaches to the gas detector; allows absorbent cotton filter to be attached to the gas detector. Allows the filter to be secured to the gas detector to keep it out of the way during measurements.
Part No.: 4777 9444 20



Sampling rod holder

Attaches to the shoulder strap; allows the gas sampling rod tip to be stowed.
Part No.: 4775 5651 00



Aluminum storage case

Houses the gas detector together with accessories and optional accessories, like
Dimensions: Approx. 375 mm (W) x 265 mm (H) x 245 mm (D)* Part No.: 4775 9860 80 (not RoHS II compliant)
Dimensions: Approx. 268 mm (W) x 217 mm (H) x 257 mm (D)*
Part No.: 4775 9861 50



Marine spare parts box

Large case capable of housing the gas detector together with accessories, sampling tubes, and maintenance parts
Dimensions: Approx. 500 mm (W) x 305 mm (H) x 275 mm (D)* Part No.: 4775 9885 20 (not RoHS II compliant)
*Excluding projections

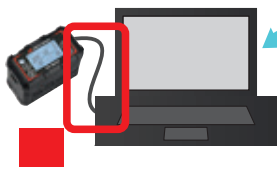


Ideal for storing the gas detector together with sampling tubes and

Management software and cable

USB cable (1 m)

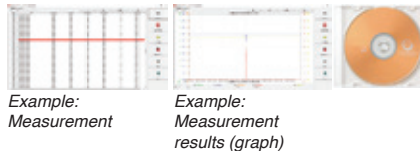
Connects the gas detector to a PC. Used when using the
Part No.: 2440 2628 50



Simply install the software on

Data logger management

Software used to view and manage measurement results and logs of events like alarms and calibrations
Part No.: (Japanese explosion-proof models) 9811 0980 90 (ATEX/IECEX models) 9811 0990



Example: Measurement

Example: Measurement results (graph)

Setup Program

Use the Setup Program for the GX-9000 Series to configure settings and edit a list of more than 600 different VOC sensor gases. This can be downloaded free of charge from the Riken Keiki website.



Easy management via PC

PID list

Maintenance parts and other items

Calibration gas

Used for bump test and gas
* Please contact Riken Keiki for more



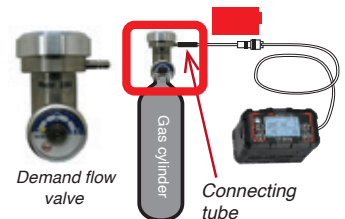
Gas sampling bag

Used to draw the calibration gas into the gas detector. Available in a choice of three colors for easy differentiation when used with different gases
Part No.: 1L (green) 0904 0103 80
1L (orange) 0904 0104 50



Demand flow valve and connecting tube (10

Connect to a dedicated gas cylinder to supply the required amount of gas to the gas detector.
* Please contact Riken Keiki for details of the compatible gas cylinders.
Demand flow valve
Part No.: 1641 0190
Connecting tube (10 cm)



Adapter plug

The Type A AC adapter can be converted to Type C, O,
Part No.: (Type C) 2594 1435 00
(Type O) 2594 1434 20



Protective film

(for LCD, set of 5)
Part No.: 4777 9025 70



Filters (replacement)

Please contact Riken Keiki for more information.

[Sensors]

Sensor selection

The GX-9000 accepts up to six sensors. The GX-9000H accepts up to five. Each of the three R sensors (R1 - R3) can be selected or unselected. One sensor (or no sensors) can be selected from each box in the table below for F sensors (F1 - 3).



R sensor slots (same for GX-9000/GX-9000H)		
R1 (slot 1)	R2 (slot 2)	R3 (slot 3)
<ul style="list-style-type: none"> Oxygen 	<ul style="list-style-type: none"> Hydrogen sulfide [low concentration] 	<ul style="list-style-type: none"> Carbon monoxide
F sensor slots (upper: GX-9000 lower: GX-9000H)		
F1 (slot 4)	F2 (slot 5)	F3 (slot 6)
Toxic gas (electro-chemical type) <ul style="list-style-type: none"> VOC (PID) Carbon dioxide <ul style="list-style-type: none"> Hydrogen sulfide [high concentration] 	<ul style="list-style-type: none"> Combustible gas (thermal conductivity type) Combustible gas (new ceramic type) Combustible gas (dispersive infrared type) 	<ul style="list-style-type: none"> Combustible gas (new ceramic type) Carbon dioxide Combustible gas (nondispersive infrared)

Combustible gas sensor selection

Three different types of combustible gas sensors can be installed: a new ceramic type, thermal conductivity type, and/or non-dispersive infrared type. Referring to the features below, select the sensors to suit the intended purpose.

Detection	New ceramic type	Thermal conductivity type	Non-dispersive infrared type
Detection			%LEL/vol%
Features	<ul style="list-style-type: none"> Detects H₂ Uses combustible gas conversion 	<ul style="list-style-type: none"> Detects H₂ 	<ul style="list-style-type: none"> Detects even in inert gas Can be used even in environments where Si is present

Sensor selection examples

Four main gas types = Combustible gas/O₂/H₂S [low]

Example 1: Four main gas types + 1

\square CH₄/O₂/H₂S/CO₂ Four main gas types
 \square VOC (10.6 eV/ppm)
 Combustible gas sensor: New ceramic type + thermal conductivity
GX-9000
 Product code First 8 characters:

Example 2: Four main gas types + 2

\square CH₄/O₂/H₂S/CO₂ Four main gas types
 \square H₂S/CO₂ + NH₃/CO₂ Two main gas types
 Combustible gas sensor: Non-dispersive infrared type
GX-9000
 Product code First 8 characters: C1E1R2R5
 Product code First 8 characters: C4P100R5

Main Gas +2 O₂ + VOC (10.6 eV/ppb)/CO₂
 Combustible gas sensor: N/A

Example 4: Four main gas types + 1

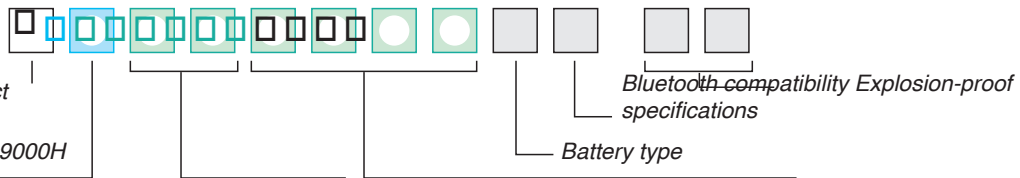
\square HC/O₂/H₂S/CO₂ Four main gas types
 \square +1
 Combustible gas sensor: Non-dispersive infrared
GX-9000H
 Product code First 8 characters:

Max. 10,000 ppm

All of these are examples. Examples 1 and 2 show sensors installed to full capacity. Note that fewer sensors can be installed. Different combinations of sensors can be installed. Refer to the 'Product code table' below to select

[Product code table]

Select a GX-9000 Series product based on the sensors needed, power supply type, Bluetooth functionality, and explosion-proof specifications. Refer to the product table below to select the desired specifications.



□: R sensor combination

Symbol	R1	R2	R3
0	N/A		
1	ESR-X13P (O)	ESR-A13i (H)	ESR-A13P (CO)
2	ESR-X13P (O)	ESR-A13i (H)	N/A
3	ESR-X13P (O)	N/A	ESR-A13P (CO)
4	ESR-X13P (O)	N/A	
5	N/A	ESR-A13i (H)	ESR-A13P (CO)
6	N/A	ESR-A13i (H)	N/A
7	N/A	N/A	ESR-A13P (CO)

□: Battery type

Symbol	Details
L	Lithium ion battery unit BUL-9000
D	Dry battery unit BUD-9000

□: Bluetooth functionality

Symbol	Details
0	Not Bluetooth compatible
1	Bluetooth compatible

□□: Explosion-proof specifications

Symbol	Details
00	Japan Ex
50	ATEX/IECEX

□□: F sensor (F1) combination GX-9000

Symbol	F1
00	N/A
P1	PIF-001 (VOC) 10.6 eV, units: ppb
P2	PIF-002 (VOC) 10.6 eV, units: ppm
P3	PIF-003 (VOC) 10.0 eV, units: ppm
	ESF-B242 (NH ₃)
	ESF-C92 (CO)
	ESF-B249 (H ₂)
	ESF-A24E2 (HCl)
	ESF-A24D4 (O ₂)
	ESF-A24D (HCN) Japanese explosion-proof
	ESF-AD3EX (HCN) ATEX/IECEX
R5	IRF-4443 (CO)

*1 □: ESR-A13i (H₂S) cannot be selected in R sensor combination.
 *2 □ - □: Can be selected for F sensor (F2/F3) combination, only when NCF-6322P is installed

GX-9000H

Symbol	F1
	Sensor model
	ESF-A24R2 (high concentration H ₂)

□ - □: F sensor (F2, F3) combination GX-9000

Symbol	F2	F3
00 00	N/A	
00 N1	N/A	NCF-6322P (QH)
T1 N1	TEF-7520P (QH)	NCF-6322P (QH)
00 N2	N/A	NCF-6322P (iC)
T2 N2	TEF-7520P (iC)	NCF-6322P (iC)
00 N4	N/A	NCF-6322P (H)
T4 N4	TEF-7520P (H)	NCF-6322P (H)
00 N5	N/A	NCF-6322P (Q) *
R1 00	IRF-4341 (QH)	N/A
R1 R5	IRF-4341 (QH)	IRF-4443 (QD)
R2 00	IRF-4345 (iC)	N/A
R2 R5	IRF-4345 (iC)	IRF-4443 (QD)
00 R5	N/A	IRF-4443 (QD)

*3 □: ESR-A13P (CO) cannot be selected for R sensor combination. *4 □□: E5, E6, E7 cannot be selected for F

GX-9000H

Symbol	F2	F3
00 00	N/A	
00 R1	N/A	IRF-4341 (QH)
00 R2	N/A	IRF-4345 (iC)

[Sensor specifications]

R Sensor		Oxygen (O ₂)		Hydrogen sulfide (H ₂ S) (low concentration)		Carbon monoxide (CO)	
Sensor model		ESR-X13P		ESR-A13i		ESR-A13P	
Detection principle		Electrochemical type					
Explosion-proof specifications		Japan Ex	ATEX/IECEX	Japan Ex	ATEX/IECEX	Japan Ex and ATEX/IECEX	
Display range		0 - 40.0 %		0 - 200.0 ppm		0 - 2,000 ppm	
Detection range		0 - 25.0 %		0 - 30.0 ppm	0 - 100.0 ppm	0 - 500 ppm	
Resolution		0.1 %		0.1 ppm		1 ppm	
setpoints	First alarm	18.0 %	19.5 %	1.0 ppm	5.0 ppm	25 ppm	
	Second alarm	25.0 %	23.5 %	10.0 ppm	30.0 ppm	50 ppm	
		-		1.0 ppm		25 ppm	
		-		5.0 ppm		200 ppm	
Operating tem-	Continuous use environ-	-20 °C - +50 °C					
	Temporary use environment	-40 °C - +60 °C					
Oper-ating	Continuous use environ-	10 %RH - 90 %RH					
	Temporary use environment	0 - 95 %RH					

F sensor		Isobutane (iC ₄)	Methane (CH ₄)	Hydrogen (H ₂)	Acetylene (C ₂ H ₂)	Detection target gas	Isobutane (iC ₄)	Methane (CH ₄)	Hydrogen (H ₂)
Sensor model		NCF-6322P				TEF-7520P			
Detection principle		New ceramic type				Thermal conductivity type			
Display range/Detection range		0 - 100 %LEL				0 - 100.0 vol%			
Resolution		1 %LEL				0.1 vol%			
setpoints	First alarm	10 %LEL				25.0 vol%			
	Second alarm	50 %LEL				50.0 vol%			
Operating tem-	Continuous use environ-	-20 °C - +50 °C				-20 °C - +50 °C			
	Temporary use environment	-40 °C - +60 °C				-40 °C - +60 °C			
Oper-ating	Continuous use environ-	10 %RH - 90 %RH				10 %RH - 90 %RH			
	Temporary use environment	0 - 95 %RH				0 - 95 %RH			

IRF-4345		IRF-4341		IRF-4443		IRF-4443	
Detection target gas		Isobutane (iC ₄)		Methane (CH ₄)		Carbon dioxide (CO ₂)	
Sensor model		IRF-4345		IRF-4341		IRF-4443	
Detection principle		Non-dispersive infrared type					
Display range/Detection range		0 - 100 %LEL/100 %LEL - 100.0 vol%					
Resolution		0.5 %LEL/0.1 vol%					
setpoints	First alarm	10.0 %LEL					
	Second alarm	50.0 %LEL					
Operating tem-	Continuous use environ-	-20 °C - +50 °C					
	Temporary use environment	-40 °C - +60 °C					
Oper-ating	Continuous use environ-	10 %RH - 90 %RH					
	Temporary use environment	0 - 95 %RH					

ESF-A24R2		Hydrogen sulfide (H ₂ S) (high concentration)	Ammonia (NH ₃)	Chlorine (Cl ₂)	Ozone (O ₃)	Hydrogen chloride (HCl)	Sulfur dioxide (SO ₂)	Hydrogen cyanide (HCN)	
Sensor model		ESF-A24R2							
Detection principle		Electrochemical type							
Explosion-proof specifications		Japan Ex and ATEX/IECEX						Japan Ex	ATEX/IECEX
Display range/Detection range		0 - 1,000 ppm	0 - 75.0 ppm	0 - 1.50 ppm	0 - 0.600 ppm	0 - 6.00 ppm	0.0 - 100.0 ppm	0 - 15.0 ppm	
Resolution		1 ppm	0.5 ppm	0.01 ppm	0.005 ppm	0.05 ppm	0.1 ppm	0.1 ppm	
setpoints	First alarm	-	25.0 ppm	0.50 ppm	0.100 ppm	2.00 ppm	2.0 ppm	5.0 ppm	
	Second alarm	-	50.0 ppm	1.00 ppm	0.200 ppm	4.00 ppm	5.0 ppm	10.0 ppm	
		-	25.0 ppm	0.50 ppm	0.100 ppm	-	2.0 ppm	-	
		-	35.0 ppm	1.00 ppm	-	-	5.0 ppm	4.7 ppm	
Operating tem-	Continuous use environ-	-20 °C - +50 °C	-20 °C - +50 °C	0 °C - 50 °C	10 °C - 40 °C	0 °C - 40 °C	-20 °C - +50 °C	-20 °C - +50 °C	
	Temporary use environment	-40 °C - +60 °C	-40 °C - +60 °C	-40 °C - +60 °C	10 °C - 40 °C	0 °C - 40 °C	-40 °C - +60 °C	-40 °C - +60 °C	
Oper-ating	Continuous use environ-	20 %RH - 90 %RH	30 %RH - 80 %RH	30 %RH - 80 %RH	30 %RH - 80 %RH	20 %RH - 90 %RH	20 %RH - 90 %RH	20 %RH - 90 %RH	
	Temporary use environment	0 - 95 %RH							

PIF-001		PIF-002		PIF-003			
Detection target gas		Volatile organic compounds (VOCs)					
Sensor model		PIF-001		PIF-002		PIF-003	
Detection principle		Photoionization detector (PID)					
Ionization energy		10.6 eV		10.6 eV		10.0 eV	
Display range/Detection range		0 - 40,000 ppb		0 - 4,000 ppm		0 - 100.0 ppm	
Resolution		1 ppb (0 - 4,000 ppb)/ 10 ppb (4,000 - 40,000 ppb)		0.1 ppm (0 - 400.0 ppm)/ 1 ppm (400.0 -)		ppm (0 - 10.00 ppm)/ ppm (10.00 - 100.0 ppm)	
setpoints	First alarm	5,000 ppb		400.0 ppm		5.00 ppm	
	Second alarm	10,000 ppb		1,000 ppm		10.0 ppm	
Operating tem-	Continuous use environ-	-20 °C - +50 °C					
	Temporary use environment	-40 °C - +60 °C					
Oper-ating	Continuous use environ-	10 %RH - 90 %RH					
	Temporary use environment	0 - 95 %RH					

* The alarm setpoint values above are the default settings. Settings can be changed by the user using the setup

[Product Specifications]

Model	GX-9000	GX-9000H
Concentration display	LCD digital (full dot)	
Detection target gas	Combustible gas (CH ₄ , C ₂ H ₆ , C ₃ H ₈), oxygen (O ₂), toxic gas (H ₂ S [low concentration]/CO/NH ₃ /HCl/SO ₂ /HCN/carbon dioxide)	Combustible gas (CH ₄), oxygen (O ₂), Hydrogen sulfide [high concentration], carbon monoxide (CO)
Detection method	Pump suction type	
Suction flow rate	Minimum 0.75 L/min (open flow rate)	
Display items	Clock, battery level, operating status	
Display languages	English, Cantonese (Traditional Chinese), Czech, French, German, Italian, Japanese, Korean, Mandarin (Simplified Chinese), Polish, Portuguese, Russian, Slovak, Spanish, Turkish, Vietnamese	
Buzzer volume	Approx. 95 dB (mean value at 30 cm from sound source)	
Gas alarm indication	Lamp flashing, continuous modulating buzzer sounding, gas concentration readout	
Gas alarm pattern	Self-latching, auto reset	
Fault alarm/selfdiagnosis	Flow abnormality, system abnormality, sensor abnormality, low battery voltage, calibration failure, clock abnormality	
Fault alarm icon	Lamp flashing, intermittent buzzer sounding, detail display	
Fault alarm pattern	Self-latching	
Communication specification	USB 2.0 Type-C (for data logger/setting), Bluetooth 4.2 (Bluetooth Low Energy)	
Power source	Dedicated lithium ion battery unit (BUL-9000) or dedicated dry battery unit (AA alkaline batteries x 6) (BUD-9000)	
Continuous operating time	Lithium ion battery unit: Approx. 25 hours Dry battery unit: Approx. 12 hours (at 25 °C, no alarm, no lighting)	Lithium ion battery unit: Approx. 35 hours Dry battery unit: Approx. 15 hours (at 25 °C, no alarm, no lighting)
Operating temperature range	Approx. 15-minute temporary use environment: -40 °C - +60 °C (no sudden changes) Continuous use environment: -20 °C - +50 °C (no sudden changes)	Approx. 15-minute temporary use environment: -40 °C - +60 °C (no sudden changes) Continuous use environment: -20 °C - +50 °C (no sudden changes)
Operating humidity range	Approx. 15-minute temporary use environment: 0 %RH - 95 %RH (no condensation) Continuous use environment: 10 %RH - 90 %RH (no condensation)	Approx. 15-minute temporary use environment: 0 %RH - 95 %RH (no condensation) Continuous use environment: 10 %RH - 90 %RH (no condensation)
Operating pressure range	80 kPa - 120 kPa (80 kPa - 110 kPa for explosion-proof range)	
Construction	Dustproof, waterproof construction equivalent to IP66/68, drop resistant to 1.5 m	
Explosion-proof	Intrinsically safe explosion-proof construction, flame-proof enclosures (with new ceramic type sensor) Intrinsically safe explosion-proof construction (without new ceramic type sensor)	
Explosion-proof class	Ex da ia IIC T4 Ga (with new ceramic type sensor) Ex ia IIC T4 Ga (without new ceramic type sensor)	Japan EX Ex da ia IIC T4 Ga (with new ceramic type sensor) Ex ia IIC T4 Ga (without new ceramic type sensor)
Certifications	CE marking, JIS T 8201:2010 (Oxygen deficiency indicator), JIS T 8205:2018 (Hydrogen sulfide indicator)	
External dimensions	Approx. 158 mm (W) x 85 mm (H) x 132 mm (D) (excluding projections)	
*4	Approx. 1.1 kg	Approx. 1.2 kg

*1 Continuous operating time: Varies depending on the sensor installed.

*2 Operating ambient temperature/humidity range: May vary depending on the sensor installed. Refer to 'Sensor Specifications' on page 10.

*3 IPx8: No water penetration when submerged at depth of 2 m for 1 hour.

*4 Including battery and battery unit.



Toll Free: (800) 754-5165 • Phone: (510) 441-5656
Fax: (510) 441-5650 • www.rkiinstruments.com

Authorized Distributor: