


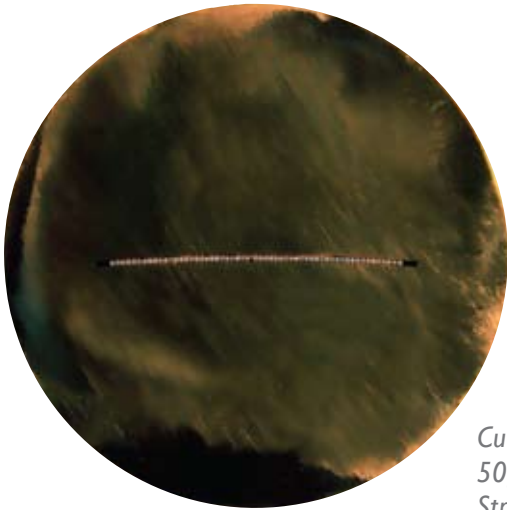


FEATURES

- optimized coupling into spectrograph
- single or multi-channel
- linear or curved arrays
- tightly packed or spaced
- stripped buffer for higher throughput



Array of 50 μ m core fibers;
Stripped buffer



Curved slit of 54 fibers,
50 μ m core;
Stripped buffer

Common curved slit end



Branch 1:
central fiber




Branch 2:
remaining
fibers



Array, 50 μ m core fibers;
Stripped buffer;
Very short (150 mm)






*Linear array of 15 fibers,
50 μ m core;
2 mm spacing*

FEATURES

- uniformly or variably spaced fibers
- stripped buffer
- low crosstalk
- small fiber core sizes (<50 μ m)



8 branch linear array






FEATURES

- arbitrary fiber configurations
- stripped buffer
- low crosstalk
- small fiber core sizes ($<50\mu\text{m}$)

*Linear array of
50 fibers, $50\mu\text{m}$ core,
arranged in 10 branches
of 5 fibers each*




*55 branches with $50\mu\text{m}$ core fibers,
arranged in a cross,
inscribed in a 2 mm circle*



FEATURES

- bifurcated bundle of 10 fibers
- custom mask applied on the common end
- mask aligned to $\pm 5\mu\text{m}$ with respect to fibers
- custom designed housings for the branches



View of the custom mask



BRANCH DETAIL

- 5 fibers spaced apart
- fibers positioned in V-grooves