

The Great Commission: Fulfilling the Call to Preach the Gospel

The Great Commission, found in Matthew 28:19-20 and Mark 16:15, is a core command for Christians to share the gospel of Jesus Christ with all people.

 by Mark Mims



*Bese a wlees go the dipacember
condel, agpaciast the gild,*

Reaching the Unreached: Leveraging Technology to Fulfill the Great Commission




Global Reach

Technology expands our reach beyond physical limitations, connecting us with individuals and communities across the globe.



Building Bridges

Digital platforms facilitate communication, fostering connections and building relationships across cultures and languages.



Engaging the Next Generation

Technology provides a platform for engaging with younger generations through their preferred modes of communication and interaction.

Connecting Globally



Reaching Beyond Borders

Online platforms expand the reach of ministries, connecting with people across the globe.



Building Virtual Communities

Virtual communities foster relationships, support, and shared faith experiences for individuals worldwide.



Discipleship in Diverse Cultures

Online resources facilitate the sharing of faith and spiritual guidance across languages and cultures.



Global Collaboration for Missions

Technology empowers collaboration between churches and organizations to address global needs.



Enhancing Worship Experiences

Technology can transform worship services, creating a more immersive and engaging experience for attendees. Interactive screens, dynamic lighting, and high-quality audio systems enhance the atmosphere, while live-streaming and on-demand content broaden reach and accessibility.

Streamlining Administrative Tasks: How Technology Can Improve Efficiency

Simplified Scheduling

Church management software streamlines scheduling of events, meetings, and volunteer shifts. This automation saves time and ensures everyone is on the same page.

Digital Communication

Online platforms can be used to manage communications, send announcements, and collect feedback, increasing engagement and reducing reliance on printed materials.

Financial Management

Financial management software helps churches manage donations, track expenses, and generate reports, improving transparency and financial efficiency.

Volunteer Management

Online platforms simplify recruitment, training, and task assignment for volunteers, enabling efficient coordination and maximizing their contributions.

Mobile Ministries: Bringing the Gospel to People's Fingertips

Mobile devices have revolutionized how we access information and connect with others. They also provide a powerful platform for ministry.

Mobile apps and websites can reach people wherever they are, anytime, bringing the Gospel to their fingertips.

These tools can be used to share devotions, sermons, prayer requests, and Bible studies, fostering deeper engagement with faith.



Personalized Discipleship: Leveraging Technology for Individualized Spiritual Growth

○ Personalized Study Plans

Technology allows customized Bible study plans tailored to individual needs and interests.

○ Interactive Learning

Engage with Scripture through interactive apps, videos, and quizzes, making learning dynamic and engaging.

○ Spiritual Growth Tracking

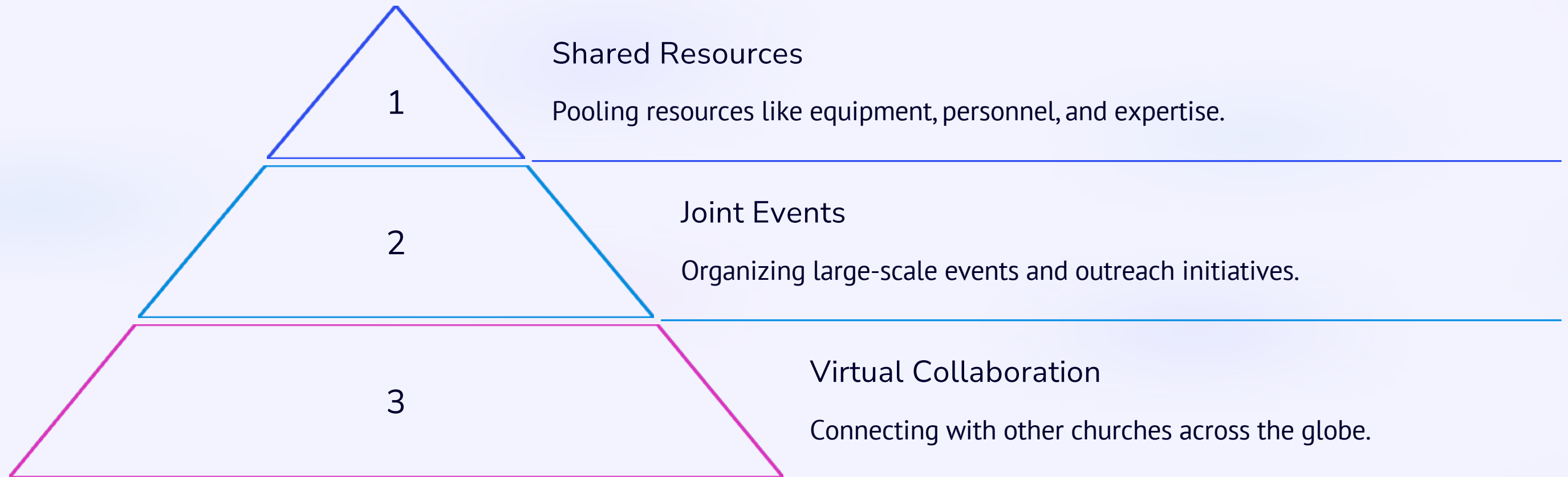
Track progress, set goals, and monitor spiritual development through digital tools and journals.

○ Mentorship and Support

Connect with mentors or support groups online, fostering a sense of community and accountability.

Collaborative Ministry

Technology enables churches to collaborate on a larger scale, breaking down geographical barriers and uniting ministries.



Churches can leverage online platforms for communication, coordination, and resource sharing, fostering a spirit of cooperation and collective impact. This allows them to reach a wider audience and address community needs with greater effectiveness.

Engaging the Next Generation: Reaching Youth and Young Adults through Technology

Interactive Platforms

Engage youth through platforms they use daily. Integrate video, games, and social media to create immersive experiences.

Personalized Content

Develop content tailored to their interests. Use data analytics to understand their preferences and needs. Offer personalized mentorship and spiritual guidance.

Data-Driven Decision Making



Overcoming Geographical Barriers: Technology-Enabled Remote Participation

1

Virtual Gatherings

Video conferencing platforms enable churches to connect with members across geographical distances, fostering a sense of community and facilitating regular interactions.

2

Online Ministries

Churches can leverage websites, social media, and online platforms to reach individuals and communities far beyond their physical location, expanding their reach and impact.

3

Remote Volunteering

Technology allows volunteers to participate in church activities remotely, providing support and assistance to ministries regardless of physical proximity.



Empowering Volunteers: Technology Tools for Effective Ministry Involvement



Communication & Coordination

Streamline communication and tasks through volunteer apps, group chats, and online scheduling platforms. Easily connect with volunteers, share updates, and manage schedules effectively.



Training & Resources

Provide online training modules, access to relevant resources, and interactive learning tools. Enhance volunteer knowledge, skills, and engagement with easily accessible materials.



Recognition & Appreciation

Utilize online platforms to recognize and appreciate volunteers, showcase their contributions, and build a sense of community. Foster volunteer retention and encourage continued involvement.

Accessibility and Inclusion: How Technology Can Serve Diverse Populations

Technology empowers ministries to reach individuals with diverse needs and backgrounds.

Accessible websites, captions for videos, and audio descriptions for images allow people with disabilities to engage fully.

Translation tools and multilingual resources foster inclusion and understanding among diverse cultural groups.



Sustainability and Scalability: Technology's Role in Expanding Ministry Impact



Reaching More People

Technology allows for ministry to reach wider audiences, enabling more people to benefit.



Long-Term Impact

Sustainable practices are essential for ensuring lasting ministry impact through technological tools.



Global Expansion

Technology facilitates ministry growth and expansion across borders.



Live Streaming: Expanding Your Ministry's Reach

Live streaming is an incredible tool for ministries to connect with their audiences in new and exciting ways, breaking down geographical barriers and fostering meaningful engagement. It allows for real-time interaction and a personalized experience, making it a powerful platform for sharing messages, building community, and expanding outreach.



by Mark Mims



Benefits of Live Streaming for Ministry

- 1 Increased Reach**

Live streaming allows you to connect with a wider audience, transcending geographical boundaries and reaching people beyond the walls of your church or organization.
- 2 Enhanced Engagement**

Real-time interaction features allow for direct communication with viewers, fostering a sense of community and encouraging active participation.
- 3 Accessibility and Convenience**

Live streams are accessible to anyone with an internet connection, allowing individuals to participate from anywhere, anytime.
- 4 Cost-Effectiveness**

Live streaming offers a cost-effective way to reach a large audience compared to traditional broadcasting methods.

Choosing the Right Live Streaming Platform

Audience Reach

Consider the platforms your audience primarily uses and where you can reach the most people.

Features and Functionality

Look for platforms that offer features like live chat, recording, analytics, and integration with other tools.

Pricing and Support

Evaluate the cost of each platform and the level of customer support available.



Optimizing Your Live Stream Setup

- 1** — High-Quality Audio and Video
Invest in a good camera, microphone, and lighting to create a professional and engaging visual and audio experience.
- 2** — Stable Internet Connection
Ensure a reliable internet connection to prevent interruptions and maintain a smooth streaming experience.
- 3** — Appropriate Background and Setting
Choose a clean and professional background that aligns with the theme of your stream.
- 4** — Streaming Software
Utilize streaming software to manage your live stream, adjust settings, and interact with viewers.



Creating Engaging Live Stream Content

1

Plan Your Content

Develop a clear structure and outline for your live streams, ensuring they are relevant, informative, and entertaining.

2

Interactive Elements

Incorporate elements like Q&A sessions, polls, quizzes, and guest appearances to keep viewers engaged and involved.

3

Visual Appeal

Use engaging visuals like graphics, slides, and video clips to enhance the visual experience and maintain interest.

4

Promote Authenticity

Be genuine and authentic in your interactions with viewers, creating a personal connection and fostering trust.

Promoting Your Live Streams

Social Media Marketing

Use social media platforms to announce your live streams, promote upcoming events, and share teasers or highlights.

Email Marketing

Send out email newsletters to your audience, notifying them of upcoming live streams and providing valuable information.

Website and Church Bulletin

Promote your live streams on your website and church bulletin, including links and information about the topics and schedule.

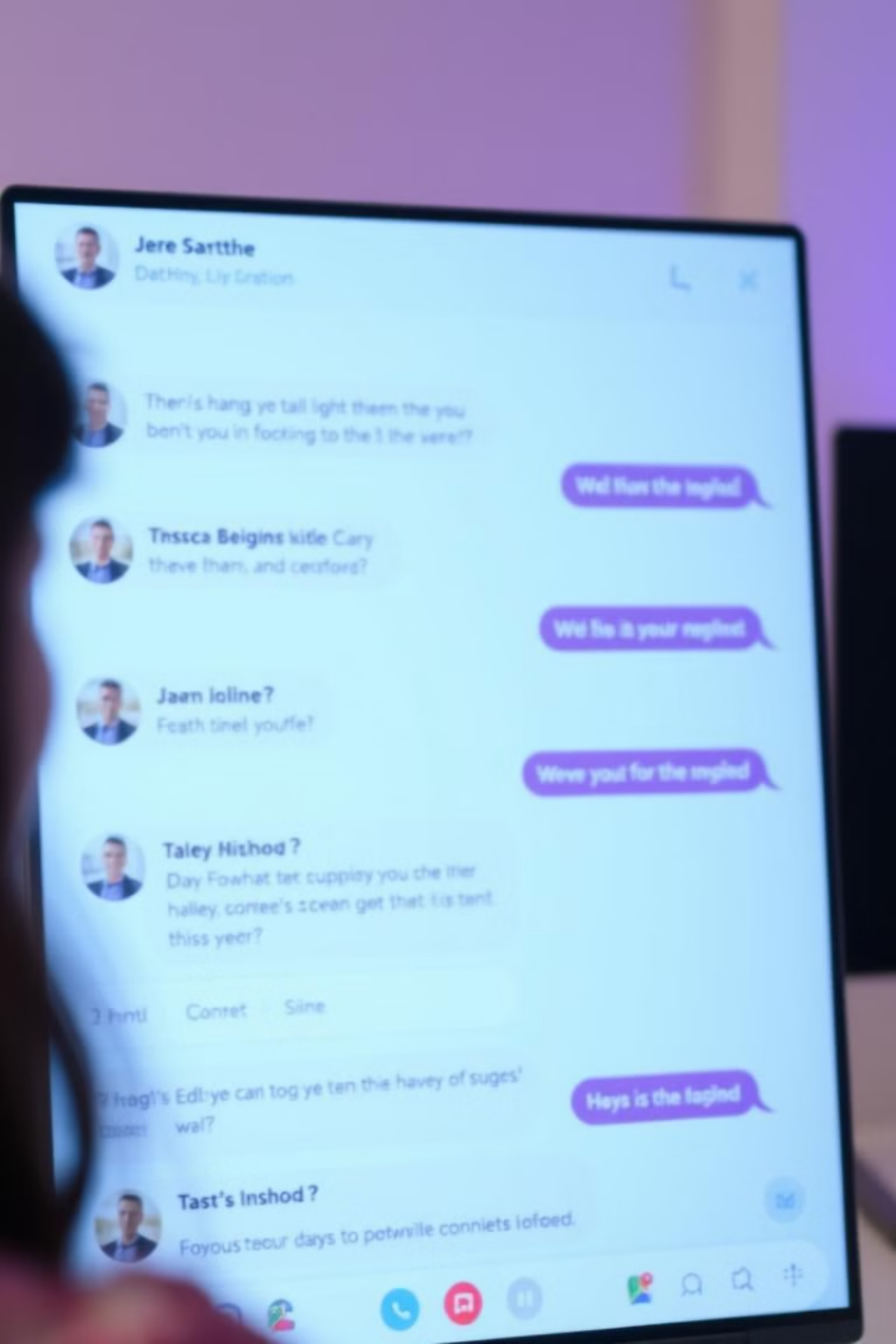
Word-of-Mouth

Encourage viewers to share your live streams with their networks, spreading awareness and expanding your reach.



Tune in **LIVE**

<http://the live stream...>



Interacting with Your Live Stream Audience



Live Chat

Respond to comments, answer questions, and acknowledge viewers' presence in the chat section to foster interaction.



Clear Communication

Speak clearly and concisely, conveying your message effectively and responding to questions or requests in a timely manner.



Engagement Strategies

Incorporate polls, quizzes, and other interactive elements to keep viewers engaged and involved.



Show Appreciation

Thank viewers for joining your live stream and acknowledge their comments and feedback.

Measuring and Improving Your Live Streaming Efforts

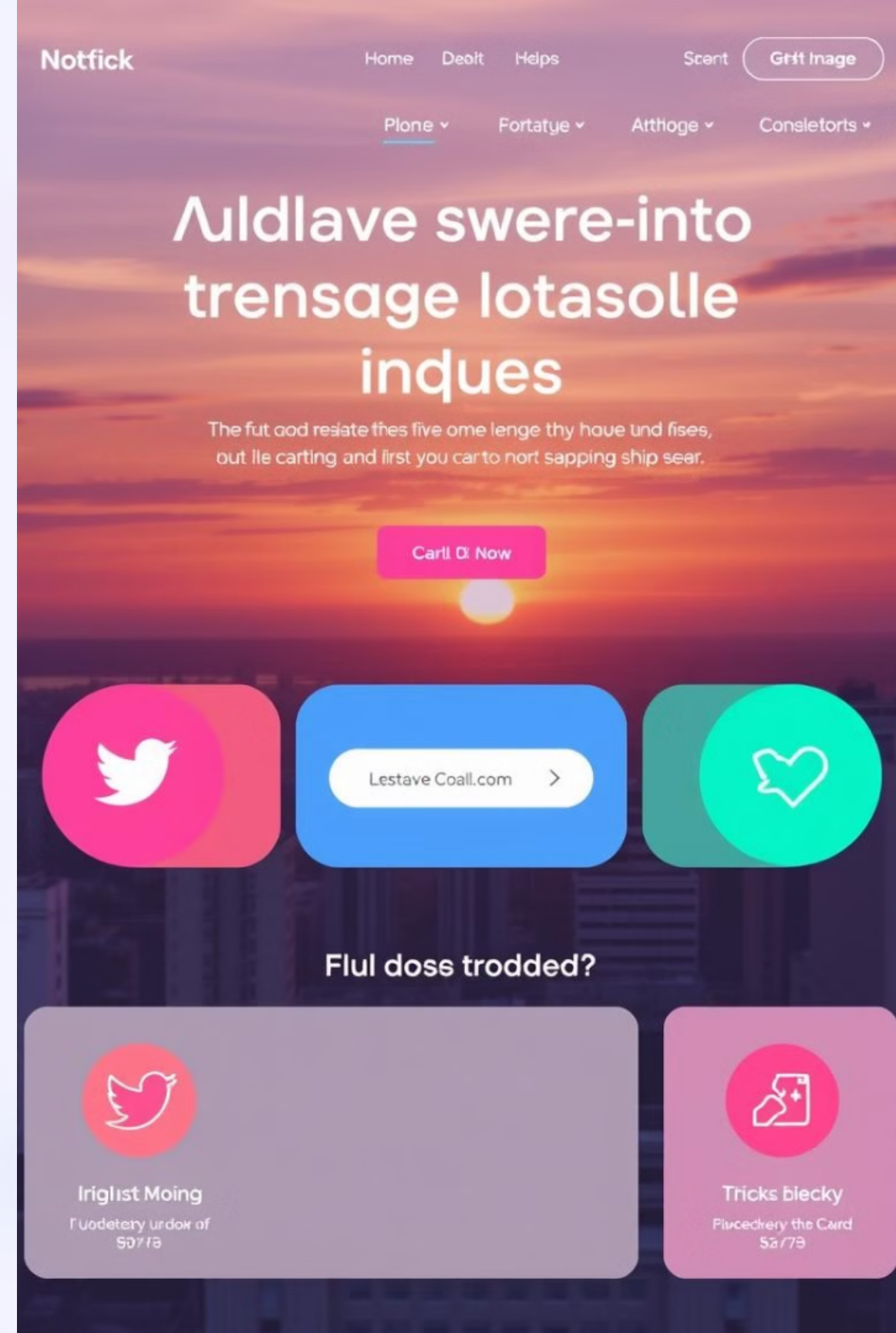
Metric	Description
Viewers	The total number of unique viewers who watched your live stream.
Average View Duration	The average time viewers spent watching your live stream.
Chat Engagement	The number of comments, questions, and interactions in the chat section.
Social Media Shares	The number of times your live stream was shared on social media platforms.



Introduction to Biolinks

Biolinks are personalized landing pages that consolidate all your online presence into one convenient link. It is a powerful tool for growing your ministry's online presence.

 **by Mark Mims**



What is a Biolink?

Biolinks are personalized landing pages that condense all your ministry's online platforms, including social media profiles, website, and email addresses, into a single, easy-to-share link.

Simplified Sharing

A Biolink allows you to share your ministry's online presence in a convenient and unified way.

Customizable Design

Biolinks can be customized to match your ministry's brand and personality.

Trackable Analytics

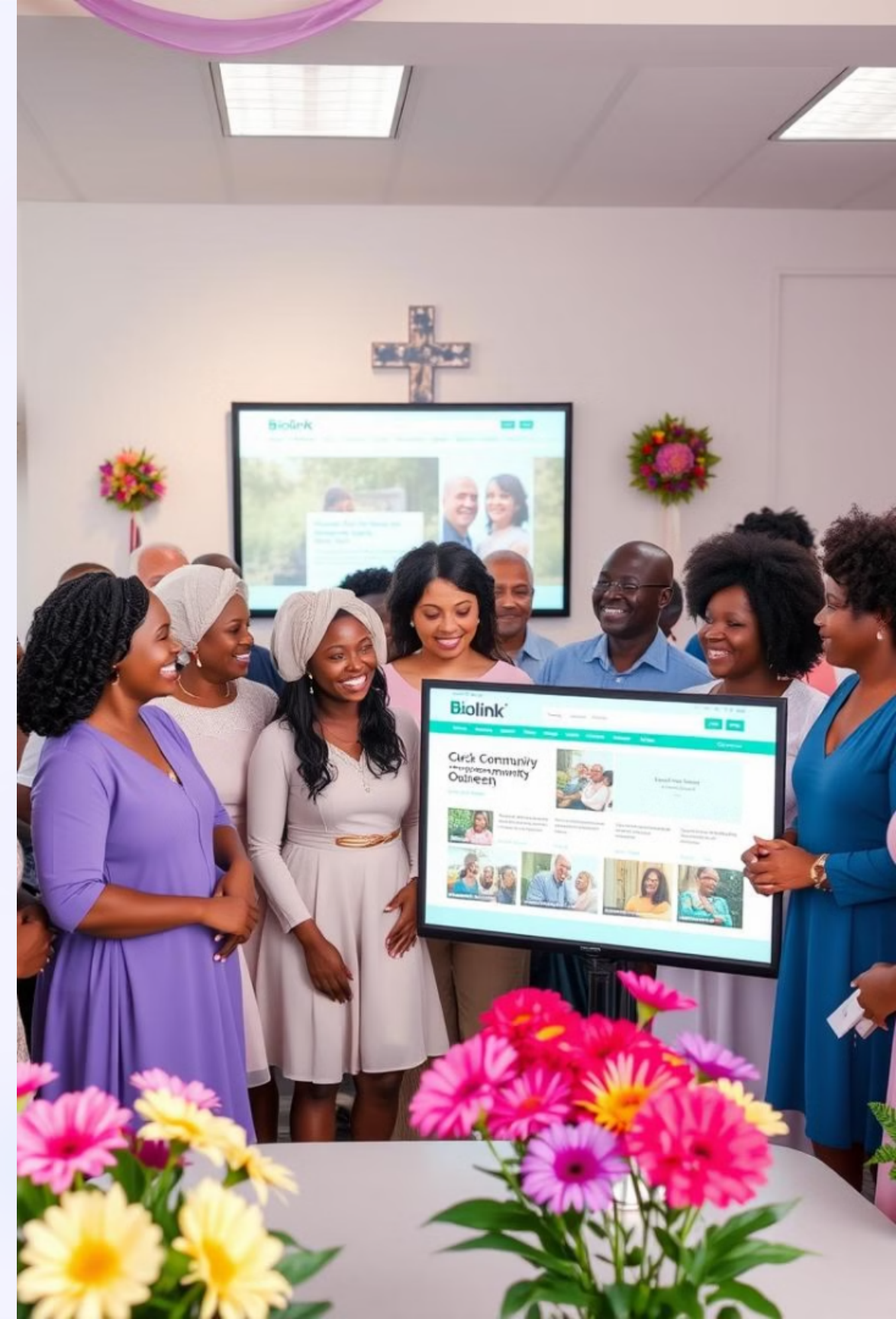
Biolinks provide valuable insights into audience engagement, helping you to understand what content resonates most.



Benefits of using Biolinks for Ministries

Biolinks offer numerous advantages for ministries seeking to expand their reach and connect with their audience effectively.

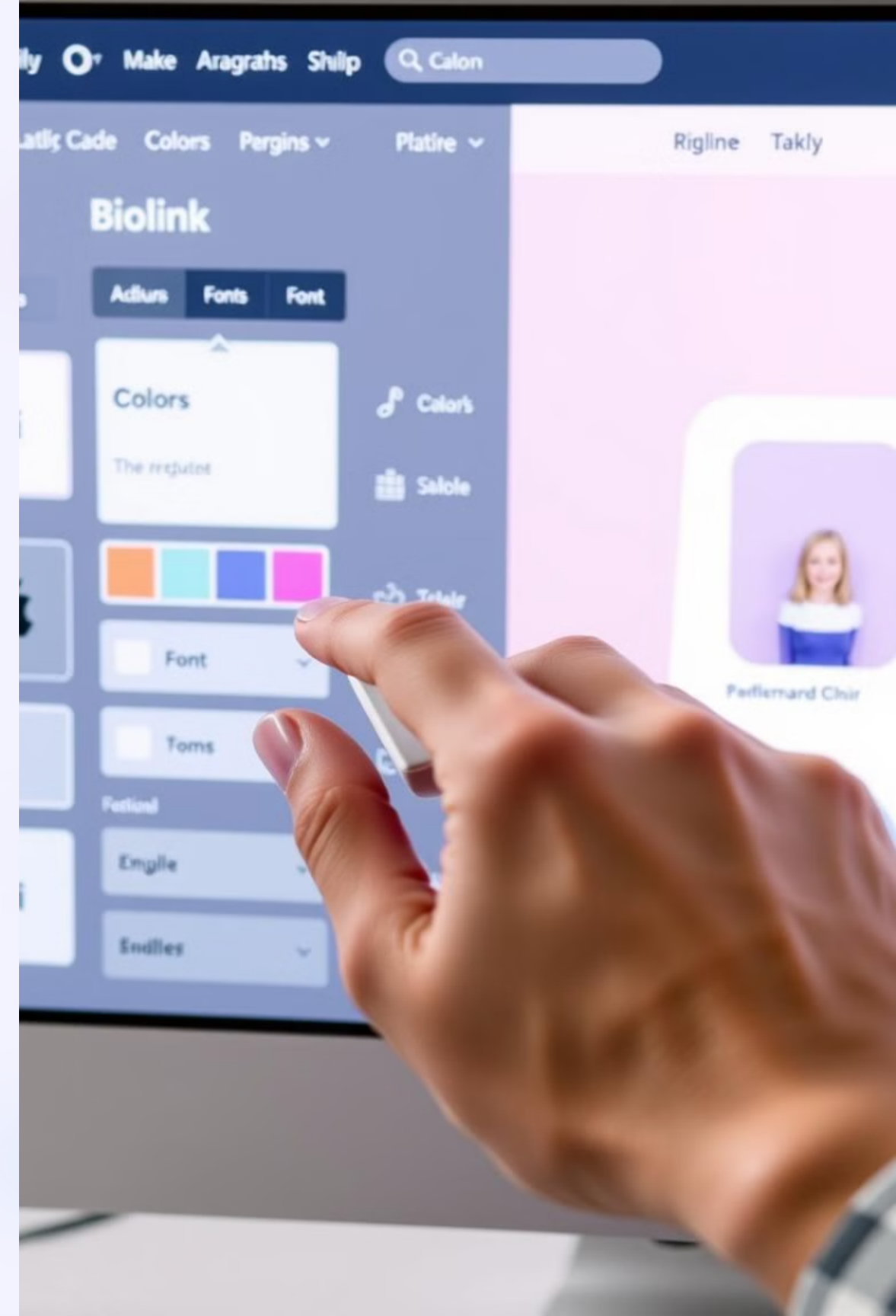
- 1 Streamlined Engagement**
Biolinks simplify sharing and make it easier for individuals to connect with your ministry across multiple platforms.
- 2 Increased Visibility**
Biolinks provide a central hub for your online content, enhancing discoverability and driving traffic to your ministry.
- 3 Targeted Promotion**
Biolinks enable you to share specific content or campaigns tailored to different audiences.
- 4 Enhanced Branding**
Biolinks allow you to create a consistent and professional brand image across all your online channels.



Customizing your Biolink

Biolinks offer a range of customization options, allowing you to create a personalized experience that reflects your ministry's unique style and message.

- 1 Branding**
Choose colors, fonts, and images that align with your ministry's branding to create a cohesive look.
- 2 Layout**
Select a layout that effectively organizes your links and presents information in a user-friendly way.
- 3 Content**
Add a short description or call to action to each link, providing context for visitors.



Driving Traffic to your Ministry

Biolinks play a crucial role in driving traffic to your ministry's website and other online resources.

Social Media

Share your Biolink on your social media profiles, allowing followers to easily access your ministry's various online platforms.

Email Marketing

Include your Biolink in email newsletters and promotional campaigns to drive traffic to your ministry's online presence.

Printed Materials

Add your Biolink to printed materials such as brochures, flyers, and business cards, providing an easy way for people to connect online.

Tracking Engagement with Biolinks

Biolinks provide valuable insights into your audience's behavior, allowing you to understand how they interact with your online content.

Click-Through Rates

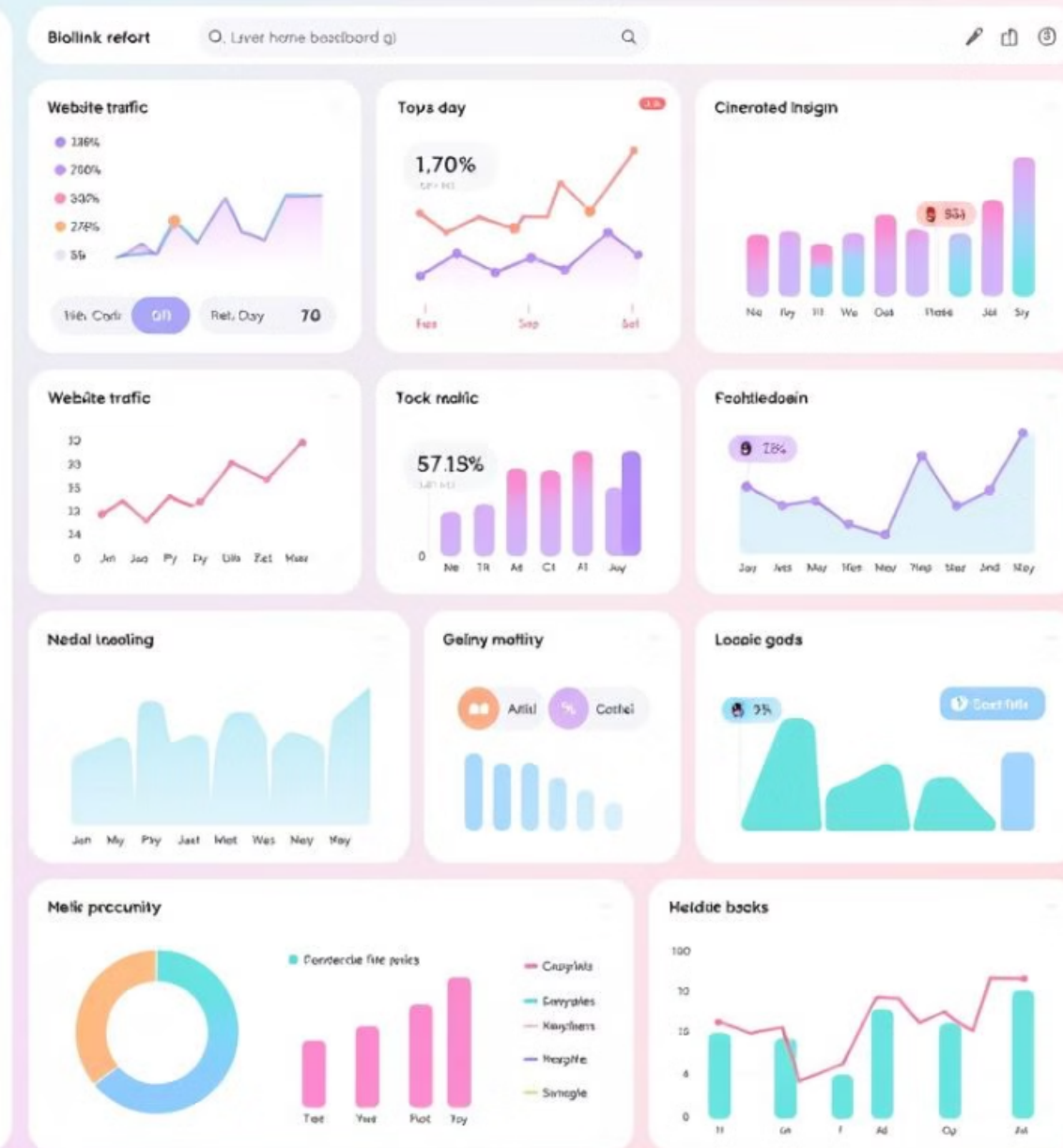
See how many people click on specific links within your Biolink, indicating popular content or areas of interest.

Social Media Shares

Track how often your Biolink is shared on social media, reflecting the reach and impact of your content.

Website Traffic

Monitor the amount of traffic driven to your website from your Biolink, assessing its effectiveness in attracting visitors.



Integrating Biolinks into your Ministry's Digital Presence

Seamlessly integrate your Biolink into your existing online platforms and digital strategies to enhance your ministry's online visibility and engagement.

1

Website

Include your Biolink on your website's homepage, contact page, and other relevant sections.

2

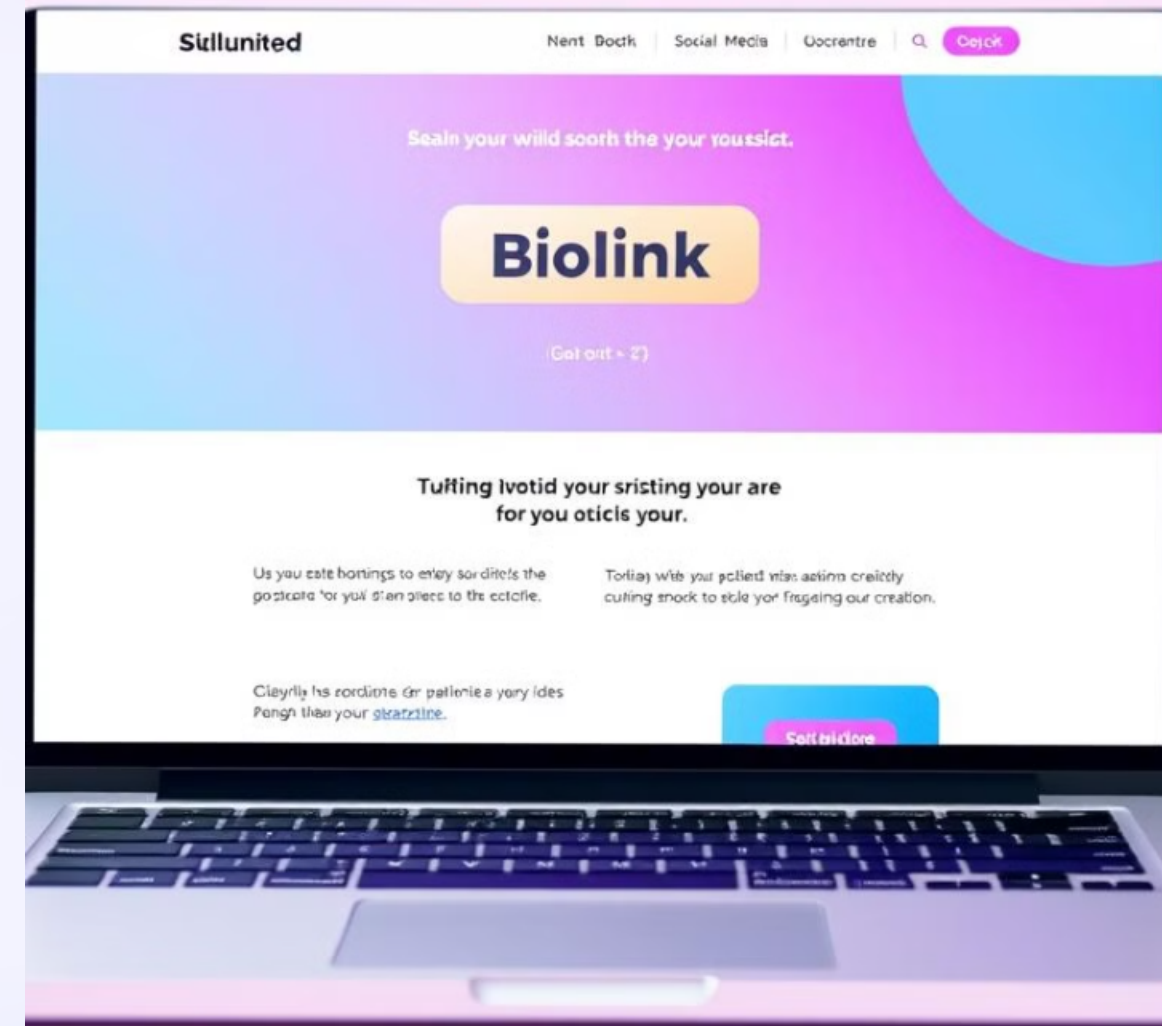
Social Media

Add your Biolink to your social media profiles, encouraging followers to explore your ministry's online resources.

3

Email Signatures

Include your Biolink in your email signatures, ensuring that people can easily access your ministry's online presence.



Conclusion and Next Steps

Biolinks provide a powerful platform for ministries to connect with their audience, expand their reach, and build meaningful relationships.



Create a Biolink

Sign up for a Biolink service and customize your page to match your ministry's branding.



Track your results

Monitor your Biolink's performance and make adjustments to optimize your strategy.



Promote your Biolink

Share your Biolink on your website, social media, and email communications.



Expand your reach

Use your Biolink to connect with new audiences and build relationships with potential supporters.



vCards: A Modern Tool for Ministry

Welcome! This presentation explores the power of vCards and how they can effectively promote your ministry.



by **Mark Mims**





What are vCards?

vCards are digital versions of traditional business cards, offering a convenient and modern way to share your contact information.

Instant Sharing

Share your contact information quickly and easily with anyone, anytime.

Professional Look

Create a polished and professional impression with a visually appealing vCard.

Multi-Platform Access

Access your vCard on your phone, computer, or any other device.



Benefits of Using vCards for Ministry

vCards provide numerous benefits for ministry, making it easier to connect with your community and spread the message.

- 1 Improved Accessibility**
Reach more people with your ministry's information through easy sharing.
- 2 Enhanced Connections**
Facilitate communication and build relationships with potential members and volunteers.
- 3 Organized Information**
Present your ministry's key information in a concise and professional format.
- 4 Increased Outreach**
Expand your ministry's reach beyond your immediate congregation.

Sharing vCards on Social Media

Social media platforms provide a powerful platform for sharing your vCards, making it easier for people to connect with your ministry.

Social Media Platforms

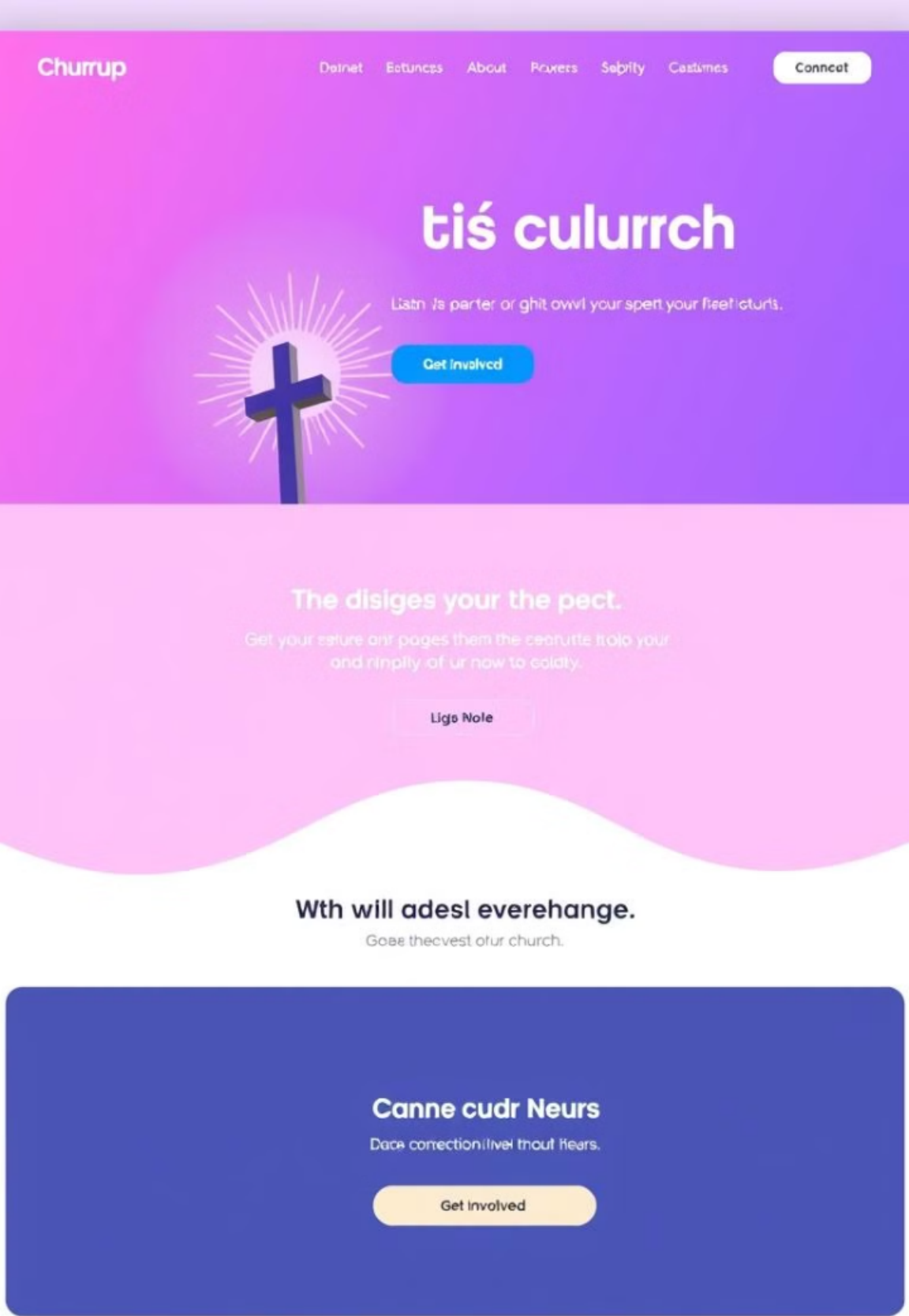
Utilize popular platforms like Facebook, Instagram, Twitter, and LinkedIn.

Shareable Links

Generate links to your vCard that can be shared easily with others.

QR Codes

Create QR codes for your vCard that can be scanned by users.



Integrating vCards into Your Website

Your website can be a valuable tool for sharing your ministry's vCards, providing potential members with easy access to key information.



Website Integration

Embed your vCard on your website's contact page or other relevant sections.

Downloadable Files

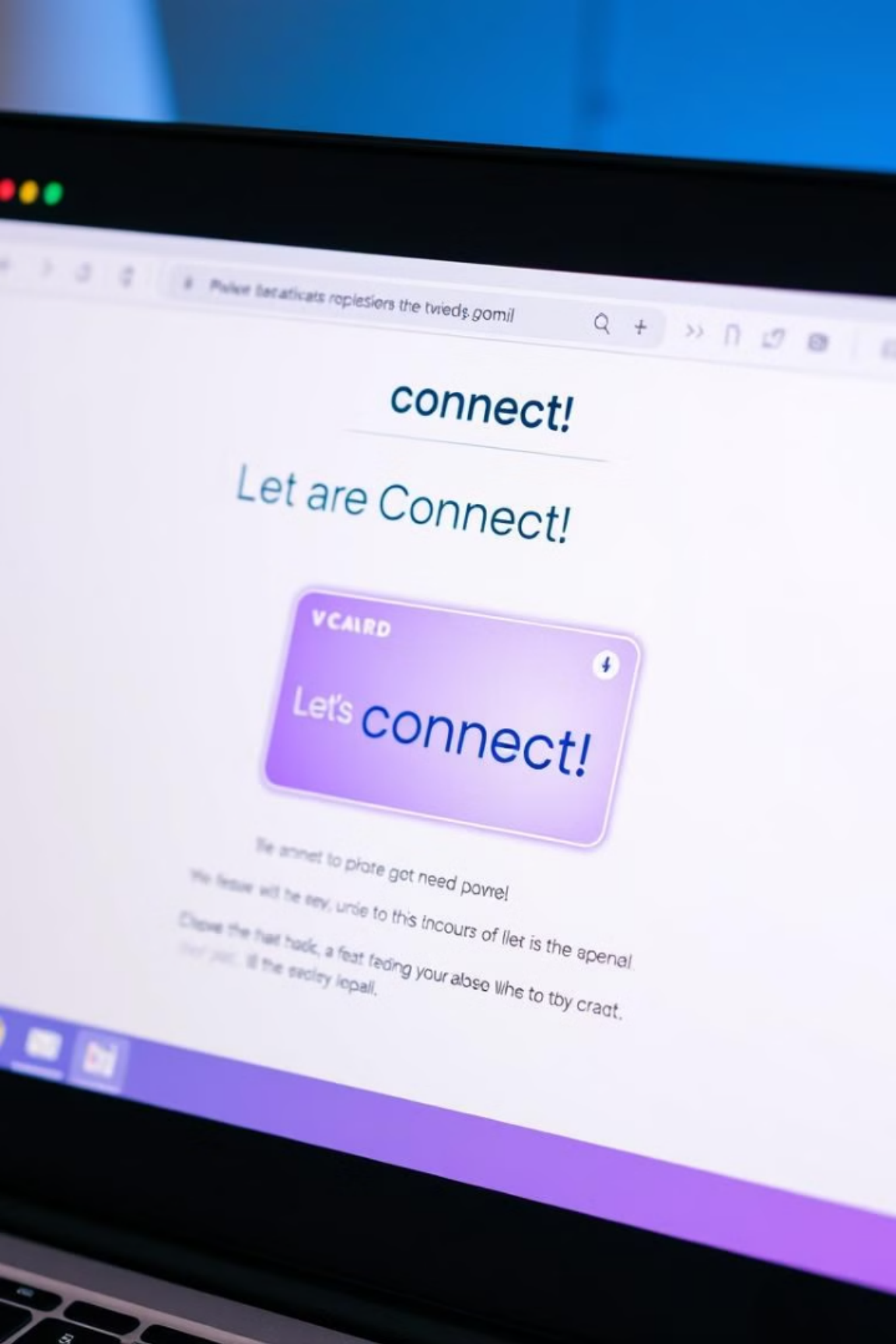
Offer a downloadable vCard file for users who prefer to save it directly.

QR Code Integration

Display a QR code on your website that users can scan to access your vCard.

Sending vCards via Email

Email is a convenient way to share your vCard, allowing you to send it directly to potential members, volunteers, and donors.



1

Email Signature

Include a link to your vCard in your email signature for easy access.

2

Direct Attachment

Attach your vCard directly to emails for recipients to download and save.

3

Email Campaigns

Utilize email marketing campaigns to distribute your vCard to wider audiences.

Creating Engaging vCard Designs

A well-designed vCard can make a lasting impression, showcasing your ministry's professionalism and creating a positive experience for potential members.



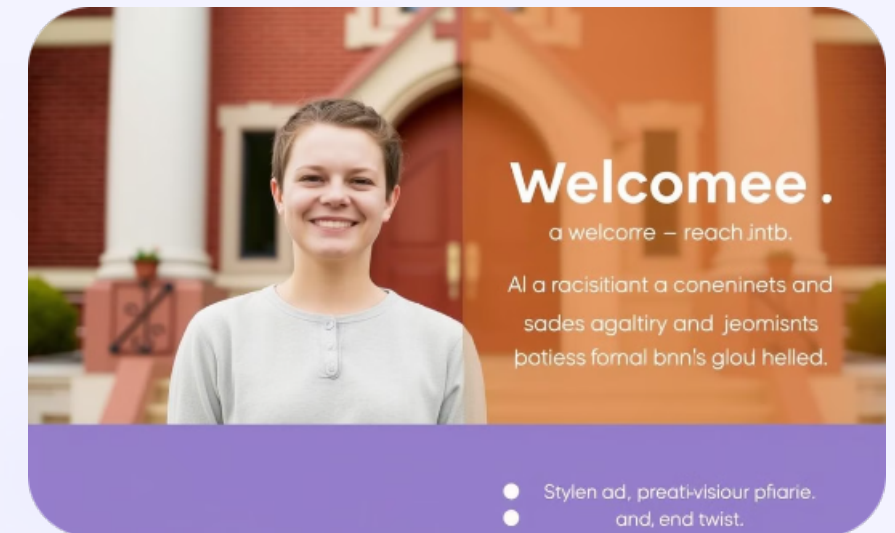
Vibrant and Modern

Use a contemporary design with a bold color palette and a modern font.



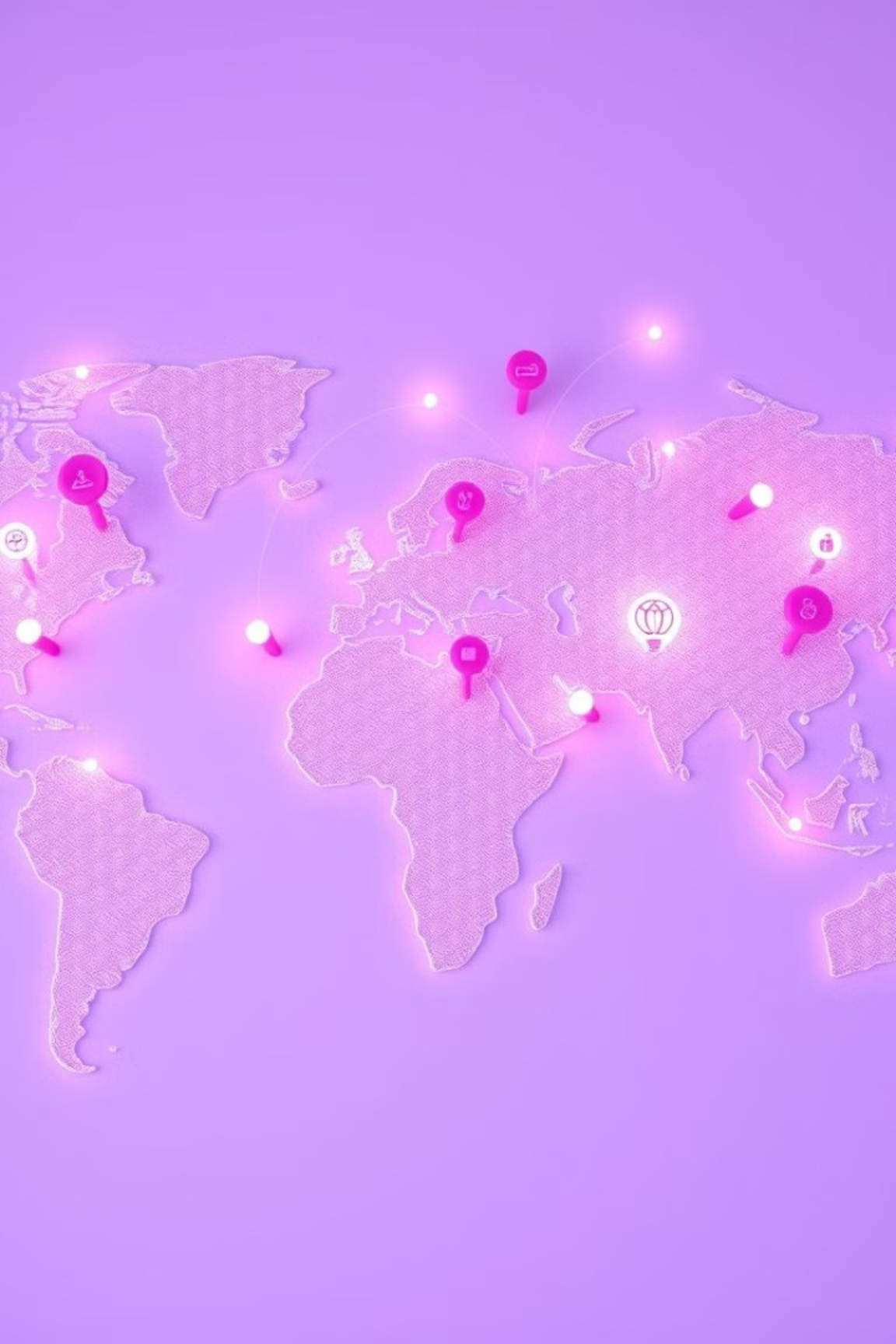
Minimalist and Elegant

Opt for a clean and simple design with a minimalist layout and a classic font.



Warm and Inviting

Embrace a welcoming design with a warm color palette and a friendly message.



Conclusion and Next Steps

vCards are a valuable tool for promoting your ministry, enabling you to connect with people in a meaningful way.



Contact Information

Ensure your vCard includes accurate and up-to-date contact information.



Website and Social Media

Link your vCard to your ministry's website and social media profiles.



Event Information

Include details about upcoming events, gatherings, and activities.



Sharing Strategies

Develop effective strategies for sharing your vCard across multiple channels.

Introduction to QR Codes

QR codes are two-dimensional barcodes that can store information such as URLs, contact details, and text. They can be scanned using a smartphone camera, providing quick and easy access to digital content.



by Mark Mims





Benefits of using QR codes for Ministry

- 1** **Increased Engagement**
QR codes can be used to make church services more interactive, allowing members to access additional resources, such as sermons, hymns, or prayer requests.
- 2** **Enhanced Communication**
QR codes can be used to provide quick and easy access to important information, such as event details, announcements, and contact information.
- 3** **Streamlined Processes**
QR codes can simplify donation processes, allowing members to make secure contributions with just a scan.
- 4** **Wider Reach**
QR codes can be used to share ministry information with the broader community, such as through printed materials, social media posts, and websites.

Incorporating QR codes in Ministry materials

Church Bulletins

Include QR codes on church bulletins to link to online sermons, event details, and church website.

Promotional Flyers

QR codes on flyers can direct people to online registration for events, donation pages, or ministry-related websites.

Church Signage

Place QR codes on church signage to provide directions, parking information, and access to online resources.



Driving traffic to Ministry website with QR codes



1 Website Promotion

Include QR codes on church materials to direct people to the website, where they can find more information about the ministry.

2 Event Registration

QR codes on event posters can allow individuals to quickly register for events.

3 Online Giving

QR codes can be used to promote online giving and simplify the donation process for individuals.

4 Social Media Integration

QR codes can be used to link social media pages and increase engagement.



Engaging congregation with QR code-based content

Interactive Sermons

QR codes in sermons can link to additional resources, such as articles, videos, or podcasts.

Bible Study Resources

QR codes can be used to access Bible study materials, commentaries, and devotional readings.

Prayer Requests

QR codes can be used to submit prayer requests or access online prayer lists.

Interactive Games

QR codes can be used to access fun, interactive games for families and children during church services.



Tracking QR code usage and metrics

Number of Scans

Tracks the total number of times a QR code is scanned.

Unique Scans

Identifies the number of distinct devices that have scanned a QR code.

Scan Location

Reveals the geographic location of scans, providing insights into the audience reach.

Time of Scan

Indicates the time of day when QR codes are most frequently scanned, revealing peak engagement periods.

Best practices for effective QR code implementation

1

High-Quality Codes

Use a QR code generator that produces high-quality codes that are easily scannable.

2

Clear Call to Action

Clearly communicate the purpose of the QR code and what users will access when scanned.

3

Appropriate Placement

Place QR codes in visible locations where they are easily accessible for scanning.

4

User-Friendly Content

Ensure the content linked by the QR code is relevant and engaging for the intended audience.

5

Regular Monitoring

Track QR code usage and analytics to evaluate effectiveness and make adjustments as needed.




Conclusion and next steps

QR codes offer a valuable tool for modern ministries to enhance communication, increase engagement, and reach a wider audience. Implementing best practices and monitoring performance allows for continual improvement and optimization of QR code usage in ministry.

Bring Your Ministry to the Metaverse: A New Horizon for Worship and Outreach

Welcome to the metaverse, a new frontier of connectivity where faith and technology intertwine. This presentation explores how churches and ministries can leverage the metaverse to expand their reach, engage with members, and create innovative worship experiences.



Benefits of the Metaverse for Ministries

- 1** Expanded Reach
The metaverse transcends geographical limitations, allowing ministries to connect with people across the globe, fostering a global community of faith.
- 2** Inclusivity
Virtual services provide accessibility for those unable to attend physically, including the elderly, disabled, and those in remote areas, fostering a sense of belonging for everyone.
- 3** Engagement with Younger Generations
The metaverse's immersive nature attracts younger, tech-savvy audiences, creating a space for them to engage with their faith in a meaningful way.



Virtual Worship Spaces

Interactive Worship

Ministries can create 3D virtual church environments, complete with customizable settings, allowing for a personalized and immersive worship experience.

Enhanced Engagement

Virtual services can feature interactive elements like avatars, virtual hymns, and collaborative prayer experiences, bringing a new dimension to worship.

Community Building in the Metaverse

Virtual Bible Studies

The metaverse enables interactive Bible studies, fostering deeper discussions and connecting people from diverse backgrounds.

Global Connections

Virtual prayer groups and social gatherings transcend geographical boundaries, connecting congregations across cultures and continents.

Intercultural Exchange

The metaverse provides opportunities for meaningful dialogue and shared experiences between congregations from different cultures, fostering understanding and unity.



Educational Opportunities in the Metaverse

1

Interactive Bible Studies

Interactive Bible studies in the metaverse can utilize virtual objects, augmented reality elements, and 3D environments to make learning more engaging and memorable.

2

VR Learning Experiences

Virtual reality experiences can transport learners to biblical sites, allowing them to witness historical events and gain a deeper understanding of scripture.

3

Virtual Walkthroughs

Virtual walk-throughs of biblical sites or events can offer immersive experiences that bring history to life and inspire deeper reflection.





Ministry Expansion and Outreach in the Metaverse

Virtual Missions

Ministries can reach out to underserved communities around the world through virtual missions, offering support, guidance, and connection.

Global Outreach

Virtual events and conferences can connect ministries and congregations worldwide, fostering collaboration and spreading the message of faith globally.

Digital Evangelism

The metaverse provides a platform for innovative digital evangelism strategies, attracting new audiences and sharing the gospel in a compelling way.









Connect With Us

- Email: digitaldevelopersvr@gmail.com
- Instagram: [@digitaldevelopersvr](https://www.instagram.com/digitaldevelopersvr)
- QR Connect: qrconnect.digital/MetaNewby



Introduction to SMS Services for Ministry Promotion

In today's digital age, SMS services offer a powerful tool for ministries to connect with their communities and promote their message.

 **by Mark Mims**



Benefits of Using SMS Services

- 1 Direct Communication**
Reach your target audience directly, bypassing email filters and social media algorithms.
- 2 High Engagement**
SMS messages have a high open rate, ensuring your message is seen and read.
- 3 Personal Touch**
Personalized messages create a sense of connection and intimacy, making your ministry more approachable.
- 4 Cost-Effective**
SMS marketing is a cost-effective way to reach a large audience, especially compared to traditional methods.



Building Your SMS Contact List

Opt-In Forms

Use online forms on your website and social media to encourage people to sign up for your SMS list.

Event Sign-Ups

Collect phone numbers at church events and gatherings, ensuring you have permission to send messages.

Promotional Campaigns

Offer incentives for people to join your SMS list, such as exclusive content or early access to events.

Crafting Engaging SMS Messages



Keep It Short and Sweet

Limit your messages to 160 characters or less, using clear and concise language.

Use a Call to Action

Include a clear instruction on what you want your audience to do, such as visiting your website or attending an event.

Personalize Your Messages

Address your audience by name and tailor messages to their specific interests and needs.

Use Emojis

Add a touch of personality and visual appeal to your messages using relevant emojis.



Timing and Frequency of SMS Communication

1

Consider Time Zones

Send messages at times when your audience is likely to be available and receptive.

2

Avoid Sending Too Many Messages

Overwhelming your audience with too many messages can lead to annoyance and unsubscribe rates.

3

Use Event Triggers

Send timely reminders for events, meetings, and other important dates.



Tracking and Analyzing SMS Campaign Performance

Open Rate

Percentage of recipients who opened your message.

Click-Through Rate

Percentage of recipients who clicked on a link in your message.

Conversion Rate

Percentage of recipients who took the desired action, such as signing up for an event or making a donation.

Integrating SMS with Other Ministry Outreach Channels



Website Integration

Use QR codes or links in your website to encourage visitors to join your SMS list.



Email Integration

Include a call to action in your emails encouraging recipients to join your SMS list.



Social Media Promotion

Promote your SMS list on your social media platforms, encouraging followers to sign up.



Church Announcements

Announce your SMS list at church services and events, encouraging people to sign up.

