



**FREE TOURS BY FOOT TRAVEL GUIDE**

# Amsterdam

THINGS TO DO | WEATHER | TOURS



# OUR STORY



## **NAME YOUR OWN PRICE TOURS**

We offer walking tours of Amsterdam (and other cities around the world!) on a pay what you wish basis. Tours for every budget!

## **EXPERT GUIDES**

Our local, expert tour guides are here to share with you their city knowledge – whether on a tour or on our website travel community.

## **ONLINE TRAVEL BLOG**

We write about things to do, how to get tickets to top attractions, weather & more...

# QUICK LINKS

click to be taken to our blog post

1

## BUS TOURS

A comparison guide to the best Hop On/Hop Off, Guided & Night Bus Tours.

2

## WALKING TOURS

Join our guided name your own price walking tours of Amsterdam or take an [self guided audio tour](#)

3

## TOURIST PASSES

Learn about the different tourist discount passes to save on admission to the top attractions in Amsterdam.

4

## RED LIGHT DISTRICT

Learn about the Red Light District and how to tour this historic and erotic part of Amsterdam.



# QUICK LINKS

click to be taken to our blog post

## 5 CANAL CRUISES

All about the different types of cruises through the Amsterdam Canals



## 6 BIKE TOURS

Bike tours of both the city and the countryside for a truly Dutch way to get around!






# TOP 10 THINGS TO DO IN AMSTERDAM

Read more about these suggestions and more about all our top things to do, including nighttime activities, free and family friendly things to do on our website:

**Top Things To Do in Amsterdam**  
**([click here](#))**




Canals



Red Light District



Rijksmuseum




Heineken Experience




Anne Frank House



Coffee Shop



Rembrandt House Museum



Van Gogh Museum



Vondelpark



ARTIS



# COFFEE SHOP ETIQUETTE

If you want a pastry and cup of coffee, you want to visit a koffiehuis. A "coffee shop" (always in English) is a place to buy to cannabis and hashish – these shops are a tourist attraction on their own but there are some things to make sure you know before you go.



## DO BUY SOMETHING

It doesn't have to be marijuana product, even a drink or snack is okay if you brought in your own supplies. It is okay to smoke something you bought elsewhere in a coffee shop, as long as you bought something there.



## DO ASK QUESTIONS

Coffee Shop employees are happy to answer questions you have about their menus and can make sure you get the right product and amount. Coffeeshops often sell weed, hash, prerolled joints, and edibles called "space cakes."



## DON'T GET TOO MUCH

Not only should you be careful of the effects, you can only legally buy up to 5 grams per day per shop. Since smoking tobacco in public places is banned, pre-rolled joints are pure marijuana and are very strong. They are meant to be for more than one person.



# MUST TRY DUTCH FOODS

1. **Bitterballen** - the perfect pub snack! This is a deep friend meatball, usually dipped in mustard.
2. **Stroopwafel** - two thin waffles with a layer of sweet syrup between them.
3. **Raw herring** - this may not sound the most appetizing but it is a traditional snack here and is a must to try if you're interested in local foods.
4. **Poffertjes** - fluffy mini pancakes, often coated in powdered sugar.
5. **Dutch licorice** - this is black and saltier version than you're probably used to but it is a traditional treat here.





# TULIPS!

## When is Tulip Season in Holland?

Tulips are grown year round in greenhouses so you'll almost always be able to find some. But if you want to see the tulip fields (and you should!) then April to May is the best time to visit.

## How do I get to the Amsterdam countryside?

There are a number of tour companies that offer half day and full day tours. You can also get there by train or even bike. Read our blog post about Dutch Countryside tours [here](#).

## Can I bring tulip bulbs home?

They are a popular souvenir and you'll find bulbs for sale everywhere. But make sure you talk to the vendor and only purchase ones that come with a certificate that they are safe to bring back. Customs will most likely want to check the certificate and that the bags are sealed. You can also buy them at duty-free at the airport.





# TIPS FOR RIDING A BICYCLE

Did you know there are more bicycles than people in Amsterdam? If you'd like to hit the road on two wheels, here are some tips.

**Take a Bike Tour** - if you're not comfortable going alone, there are a lot of great bike tours (and you'll get some history and city information along the way.) **Find out more here.**

**Learn about your Bike** - if you are not an avid cyclist, take some time to practice before you venture out. Many bike rentals have back pedal brakes instead of hand brakes.

**Find the Bike Lanes** - these can be red colored paths, or lines with white lines and bike symbols. They are usually on the right side of the road. But if you're exploring the historic city center, the small roads won't have bike lines. Just ride with traffic.

**Know the Rules** - Helmets are not required (but always a good idea). Pedestrian crosswalks are striped and they have the right of way. Yield signs are triangles. If the point is pointing at you, YOU must yield. And be sure to signal before you turn. You MUST have a bike light at night.





# THINGS TO DO BY MONTH

Click on the month to be taking to our blog post on things to do and weather for each month.



JANUARY



FEBRUARY



MARCH



APRIL



MAY



JUNE



JULY



AUGUST



SEPTEMBER



OCTOBER



NOVEMBER



DECEMBER



# CONTACT US

---



## WEBSITE

[www.freetoursbyfoot.com](http://www.freetoursbyfoot.com)

## EMAIL ADDRESS

[info@freetoursbyfoot.com](mailto:info@freetoursbyfoot.com)

## SOCIAL MEDIA

[@freetoursbyfoot](#)

